| TOOL NO | | | | |
|---|---|---|---|---|
| MATERIAL | | | | |

HALOGEN FREE

RoHS COMPLIANT

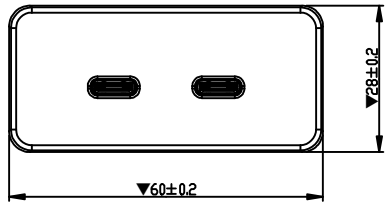


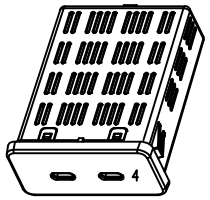


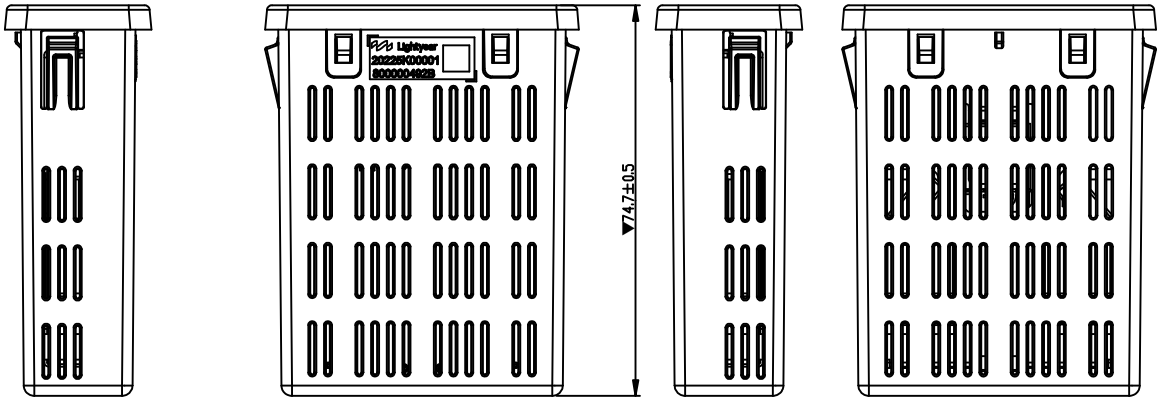


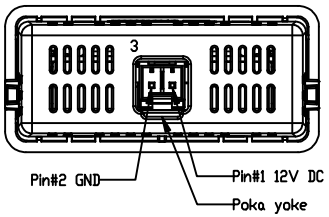


NOTE
1. Max. output power: 105W@35℃, 60Wone port, 45W the other one
2. Define the dimensions of the device, no internal structure involved
3. Input interface: HRS#DF63M-2P-3.96DS
   3.1 Rated current: 14Amps
   3.2 Rated Voltage: 960VDC
   3.3 Mating part: HRS#DF63-2S-3.96C
4. Output interface: USB-C ports ?XianHe#319CFKG66SNHF
   4.1 Contact current rating: 5A (Maximum)
   4.2 Rated Voltage: 100VAC(R.M.S)
   4.3 Insulation Resistance 100Mohm (Minimum)
   4.4 Mating Force: 5~20N
   4.5 Durability: 10,000 CYCLES
5. Support PD3.0 protocol; BC1.2
   5.1 Voltage Rating: 5V; 9V; 15V; 20VDC
   5.2 Current Rating: 3A per port(Maximum)
   5.3 Temperature protection with NTC thermal resistors
      >120℃, 90% output
      >125℃, zero output
6. IP Rating: IP54, surface cover of the USBs
7. Storage temperature: -40℃ to 85℃
8. Material: PC+ABS SABIC C6600
9. Color: BLACK RAL9005 MATTE BLACK
10. Surface finish: MT-11510T(Front cover)
11. Weight: 82±5g
12. Test requirements:
   12.1 High Temperature Storage: ISO 16750-4 (5.1.2.1)
   12.2 High Temperature Operation: ISO 16750-4 (5.1.2.2)
   12.3 Low Temperature Storage: ISO 16750-4 (5.1.1.1)
   12.4 Low Temperature Operation: ISO 16750-4 (5.1.1.2)
   12.5 Temperature Cycling Test: ISO 16750-4 (5.3)
   12.6 Humidity and Damp heat Test: ISO 16750-4 (5.6.3),IEC 60068-2-38(Test Z/AD)
   12.7 Vibration Test: ISO 16750-3 (4.1.2.4)
   12.8 Direct current supply voltage: ISO 16750-2 (4.2)
   12.9 Overvoltage: ISO 16750-2 (4.3.1)
   12.10 Slow decrease and increase of supply voltage: ISO 16750-2 (4.5)
   12.11 Discontinuities in supply voltage: ISO 16750-2 (4.6.1)
   12.12 Reversed voltage: ISO 16750-2 (4.7)
   12.13 Ground reference and supply offset Test: ISO 16750-2 (4.8)
   12.14 Open circuit tets: ISO 16750-2 (4.9.2)
   12.15 Short circuit protection: ISO 16750-2 (4.10)
   12.16 Electrostatic Discharge (Handling, Unpowered, Max. 15KV):ISO 10605:2008-07
   12.17 Electrostatic Discharge (Operational, Powered, Max. 15KV):ISO 10605:2008-07
   12.18 Radiated RF Emissions: ECE Regulation 10 (Section 6.5.2.1)
   12.19 Conducted RF Emissions: CISPR 25 (Section 6.3.4)
   12.20 Radiated Immunity (Bulk Current Injection): ISO 11452-1, ISO 11452-4
   12.21 Radiated Immunity (ALSE): ISO 11452-2
   12.22 Transient conducted immunity: ISO 7637-2 (Pulse 1, 2a, 2b, 3a, 3b)

| Tolerance Table | | | | | | |
|---|---|---|---|---|---|---|
| Check Level | A | B | C | D | E | F |
| 0 ~ 10 | ±0.03 | ±0.05 | ±0.10 | ±0.20 | ±0.3 | ±0.4 |
| 10 ~ 35 | ±0.05 | ±0.08 | ±0.13 | ±0.25 | ±0.35 | ±0.5 |
| 35 ~ 70 | ±0.08 | ±0.10 | ±0.15 | ±0.3 | ±0.4 | ±0.6 |
| 70 ~ 150 | ±0.10 | ±0.13 | ±0.20 | ±0.35 | ±0.45 | ±0.7 |
| 150 ~ 175 | ±0.13 | ±0.15 | ±0.25 | ±0.4 | ±0.5 | ±0.8 |
| 175 ~ 200 | ±0.15 | ±0.18 | ±0.3 | ±0.45 | ±0.6 | ±0.9 |
| 200 ~ 230 | ±0.18 | ±0.20 | ±0.35 | ±0.5 | ±0.7 | ±1.0 |
| 230 ~ 250 | ±0.20 | ±0.23 | ±0.4 | ±0.55 | ±0.8 | ±1.2 |
| 250~ | ±0.23 | ±0.25 | ±0.5 | ±0.6 | ±1 | ±1.5 |

| Tolerances Unless Otherwise Specified | |
|---|---|
| X. | ±0.2 |
| X.X | ±0.1 |
| X.XX | ±0.05 |
| ∠ | 1° |

▲ KEY DIMENSIONS,SPECIFICATIONS AND CHARACTERISTICS

| No | NAME | PART NO | DESCRIPTION | Q'TY | UNIT |
|---|---|---|---|---|---|
| 1 | - | - | - | - | - |

| | | | |
|---|---|---|---|
| coolgear | | MODEL #: | CG-AUT2CUSB |
| | | PAGE: | 1 / 2 |
| DRAW: | Jesse Woodward | NOTES: | 2 Port USB Type-C PD 105W Automotive Ready Charger |
| DATE: | 5/07/2023 | SCALE: | 1mm = 1mm |
| UNIT: | mm | | |
| SITE: | coolgear.com | CONTACT: | support@coolgear.com |

A3

| TOOL NO | | | | |
|---|---|---|---|---|
| MATERIAL | | | | |

HALOGEN FREE

RoHS COMPLIANT

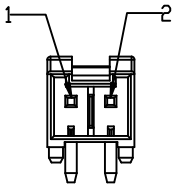


| HRS#DF63M-2P-3.96DS | |
|---|---|
| Pin | Function |
| 1 | 12V DC |
| 2 | GND |

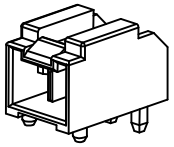

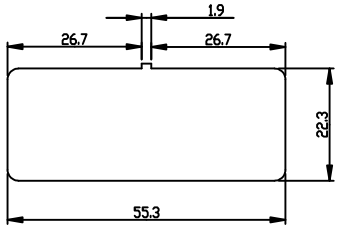


Recommended open dimension of case
Tolerance:±0.05mm
Matting area with USB-C charger

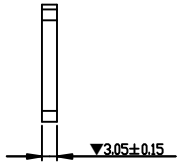


Thickness of the assembly plates
Design size: 2.85~3.2(mm)

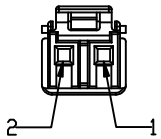


| HRS#DF63-2S-3.96C | |
|---|---|
| Pin | Function |
| 1 | 12V DC |
| 2 | GND |

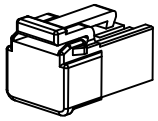

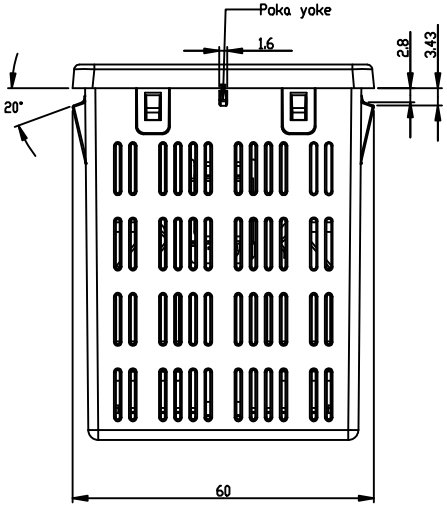


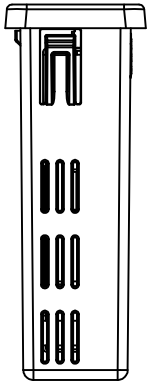

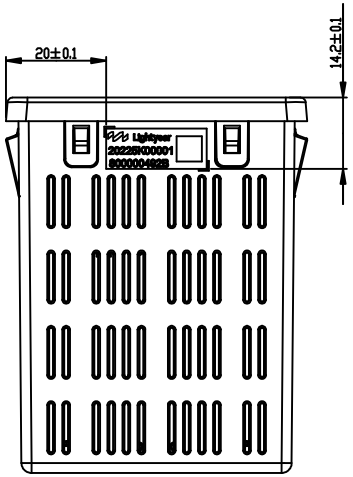


Label location

| Tolerance Table | | | | | | |
|---|---|---|---|---|---|---|
| Check | | V | | | | |
| Level | A | B | C | D | E | F |
| 0 ~ 10 | ±0.03 | ±0.05 | ±0.10 | ±0.20 | ±0.3 | ±0.4 |
| 10 ~ 35 | ±0.05 | ±0.08 | ±0.13 | ±0.25 | ±0.35 | ±0.5 |
| 35 ~ 70 | ±0.08 | ±0.10 | ±0.15 | ±0.3 | ±0.4 | ±0.6 |
| 70 ~ 150 | ±0.10 | ±0.13 | ±0.20 | ±0.35 | ±0.45 | ±0.7 |
| 150 ~ 175 | ±0.13 | ±0.15 | ±0.25 | ±0.4 | ±0.5 | ±0.8 |
| 175 ~ 200 | ±0.15 | ±0.18 | ±0.3 | ±0.45 | ±0.6 | ±0.9 |
| 200 ~ 230 | ±0.18 | ±0.20 | ±0.35 | ±0.5 | ±0.7 | ±1.0 |
| 230 ~ 250 | ±0.20 | ±0.23 | ±0.4 | ±0.55 | ±0.8 | ±1.2 |
| 250~ | ±0.23 | ±0.25 | ±0.5 | ±0.6 | ±1 | ±1.5 |

| Tolerances Unless Otherwise Specified | |
|---|---|
| X. | ±0.2 |
| X.X | ±0.1 |
| X.XX | ±0.05 |
| ∠ | 1° |

▲ KEY DIMENSIONS,SPECIFICATIONS AND CHARACTERISTICS

| No | NAME | PART NO | DESCRIPTION | Q'TY | UNIT |
|---|---|---|---|---|---|
| 1 | - | - | - | - | - |

| | | | |
|---|---|---|---|
| coolgear | | MODEL #: | CG-AUT2CUSB |
| | | PAGE: | 2 / 2 |
| DRAW: | Jesse Woodward | NOTES: | 2 Port USB Type-C PD 105W Automotive Ready Charger |
| DATE: | 5/07/2023 | SCALE: | 1mm = 1mm |
| UNIT: | mm | | |
| SITE: | coolgear.com | CONTACT: | support@coolgear.com |

A3